



Jackson County, Georgia Executive Summary Approved Budget for Fiscal Year 2016

October 14, 2015

General Information

- The FY 2015 tax rate is 11.212 mills for incorporated areas; 9.70 mills for unincorporated areas. This represents a 0.06 decrease in the net millage in the unincorporated area and a 0.068 mill decrease in the incorporated areas from the FY 2014 tax rate.
 - a. The total gross tax decreased by 0.160 mills to 13.90 mills from 2014.
 - b. The difference associated with the millage rate in the two areas of the county is due to:
 - i. Uneven growth between the two measured areas, and;
 - ii. Application of the insurance premium tax rollback rate to the unincorporated area.
- **The FY 2016 adopted General Fund budget is \$39,836,845**, an increase of \$2,569,825 or 6.90% from FY 2015 primarily due to increases in bonded debt payments, vehicle and equipment capital lease payments, and employee COLAs.
- FY 2016 total annual budget is \$71,011,990, an increase of \$5,671,979 or 8.68% from FY 2015.
HOWEVER:
 - a. The total budget exclusive of transfers (which may overstate the total) is \$63,136,646, an increase of \$5,518,469 or 9.58% from the prior year. This is primarily due to:
 - i. Allocating the costs of the Health Insurance Fund differently than the prior year showing a \$1,275,000 increase although the county contribution will only increase \$500,000 from 2015. The rest of the increase is showing the employee contributions in the fund budget differently than last year (this is *not* an increase from employees).
 - ii. Increase in bonded debt service payments by \$1,887,729 from 2015.
 - iii. Employee Cost-of-living-adjustments (COLA) in the total amount of \$505,332.
- Several major factors went into balancing the FY 2016 budget. They are as follows:
 - a. Employees will receive a COLA based on years of service. The total cost is budgeted at \$505,332. The COLA is apportioned as follows:
 - i. Employees with 1-4 years of service: 2% COLA
 - ii. Employees with 5-9 years of service: 3% COLA
 - iii. Employees with 10-19 years of service: 4% COLA
 - iv. Employees with 20+ years of service: 4.5% COLA
 - b. The county portion of health insurance premiums remained unchanged in 2015. Beginning in 2014, the County moved to a self-insured platform as a way to lower county costs. It is expected that FY 2015 will end up with a \$300,000-\$400,000 deficit, which is liquidated by the General Fund. For 2016 the County contribution will increase by \$500,000 in anticipation of maintaining higher claims and re-insurance costs.

- c. The budget was balanced with the use of **\$699,825** from prior years' reserves. This represents a \$67,040 or 8.74% decrease in use of prior years' reserves from FY 2015. The FY 2015 adopted budget was balanced with the use of \$766,865 from prior years' reserves. This marks the sixth year that use of prior years' reserves has been budgeted although no reserves were actually used in 2011 or 2012. FY 2013 only used reserves due to a write-off of debt owed from the Airport Authority; otherwise a net surplus would have been measured. FY 2014 used approximately \$270,000 less in reserves than budgeted.
- d. Retirement funding was again left at a base contribution only for the defined contribution plan. There is no budgetary savings for FY 2016 as this is a carryover funding measure from FY 2015 for the defined contribution plan. For the defined benefit plan in 2015, the full contribution was budgeted costing an estimated \$561,792. This marks the sixth -year of base-match only retirement funding and the sixth overall year of employee retirement austerity.
- e. In August, 2015 the County refunded and refinanced a portion of its Series 2007A revenue bonds in the amount of \$7,665,000 and took a lump sum savings up front and spread most of the savings over the remainder of the bond's term. The total savings amounted to \$778,382 of which, \$72,218 is saved for FY 2016.

- The General Fund Operating budget is \$7,931,023, an increase of 5.08% or \$383,109.
- Transfers out from the General Fund are \$7,875,344, an increase of \$153,510 or 1.99%. This is due to the restructuring of several funds such as debt service and capital projects, and health insurance funds so as to not distort operating costs. Transfers Out now primarily encompasses subsidies to Special revenue Funds and Component Units (such as the Airport Authority and Water & Sewerage Authority). The largest single increase in transfers out is due to a \$3,500,000 transfer out to the new Health Insurance Fund as budgeting for health insurance has moved out of each department's budget and into the new fund (This transfer is calculated into the figure above).
- In FY 2015, appropriations for general Capital Outlay have been allocated back to the respective departments (except for major capital projects), primarily found in the General Fund and are included in the Debt Service line items as part of capital lease payments. This includes \$181,126 for the lease purchase payments of the following vehicles and equipment in 2016. Below are the total amounts of the equipment to be financed through a three-year capital lease:

EMS – 1 Ambulance \$245,000, 1 SUV \$26,000
 Sheriff – 10 patrol vehicles \$39,100 each, fully equipped.
 Road Dept. – 1 pickup truck \$33,000, 1 SUV \$26,000
 Property Appraisal, 1 SUV \$26,000

Personnel

- Salaries in the General Fund have increased \$709,090 or 5.5% primarily due to:
 - a. Funding for the following positions that have been requested in the recommended FY 2016 budget:
 - Sheriff** – added 2 additional Deputy positions.
 - Road Dept.** – 2 additional equipment operator/certified officer positions
 - JCCI** – 1 additional Correctional Officer.
 - Juvenile Court** – 1 Guardian Ad-Litem. (Circuit-funded)
 - Animal Control** - 1 new Animal Control Supervisor

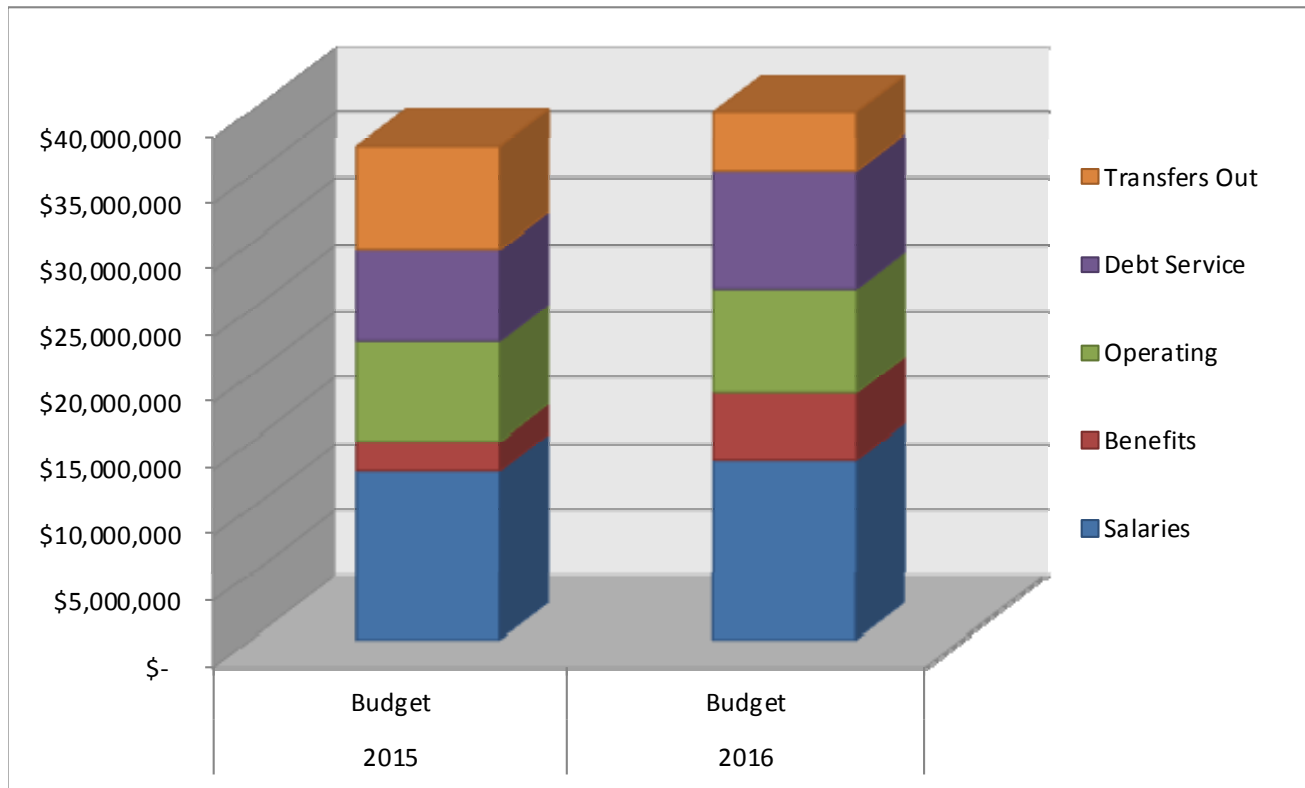
 - Additional positions, not included in the General Fund:
 - E-911** – addition of 2 new dispatcher positions
 - Planning & Zoning** 1 additional Planner
 - b. Cost-of-living adjustment totaling \$469,422 in salaries.
- Benefits in the General Fund have increased \$2,782,470 or 126.17% primarily due to:
 - a. Health insurance being budgeted back in each department per audit recommendations for developing a cost basis in each department. Previously this was shown as a transfer out from the General Fund. Health Insurance bills will still be paid for from the Health Insurance internal service fund.
 - b. Payroll taxes associated with the COLA.

Other Information

- The total Fund Balance, based on budget, at the end of FY 2015 is expected to equal approximately \$6,391,298 or 16.79% of the General Fund Revenues, exclusive of Other Financing Sources. While the aforementioned amounts are based on budget, the county may expect to end fiscal year 2015 with the full use of budgeted reserves totaling \$766,865. The FY 2016 budget was balanced with the use of prior years' reserves in the amount of \$699,825. After FY 2016, if using the full budgeted amount of fund balance, the total Fund Balance is expected to be 14.95%.
- The FY 2015 Capital Projects Fund was used for budgeting in FY 2016 only as the debt service offset from the 2009 economic development bond proceeds. These will be used to offset debt service payments in 2016 as has been used in previous years, except in 2015. FY 2016 is budgeted to use \$1,000,000 from this fund balance.
- Jackson County's increase in the 2015 Total Net Digest of \$166,668,334 or 8.514% has caused an increase of approximately \$1,768,563 or 8.06% in real & personal property taxes from the prior year. This is based on using the rollback millage rates thereby technically offsetting a property tax increase.
- Total debt service ultimately paid from the General Fund (either in general fund departments or through transfers out to other funds) totals \$10,123,308 for FY 2016. This accounts for 29% of the total General Fund expenditures exclusive of transfers out as opposed to 24% in 2015.

FY 2016 GENERAL FUND BUDGET AT A GLANCE

	2015 Budget	2016 Budget	Percent of Total	Difference 2016-2015	Percent Change
Salaries	\$ 12,898,342	\$ 13,704,721	34.40%	\$ 806,379	6.25%
Benefits	2,205,321	4,987,791	12.52%	2,782,470	126.17%
Operating	7,547,914	7,931,023	19.91%	383,109	5.08%
Debt Service	6,893,609	8,804,966	22.10%	1,911,357	27.73%
Transfers Out	7,721,834	4,375,344	10.98%	(3,346,490)	-43.34%
Total	\$ 37,267,020	\$ 39,836,845	100%	\$ 2,569,825	6.90%



FY 2016 Transfers Out from the General Fund

TRANSFERS OUT

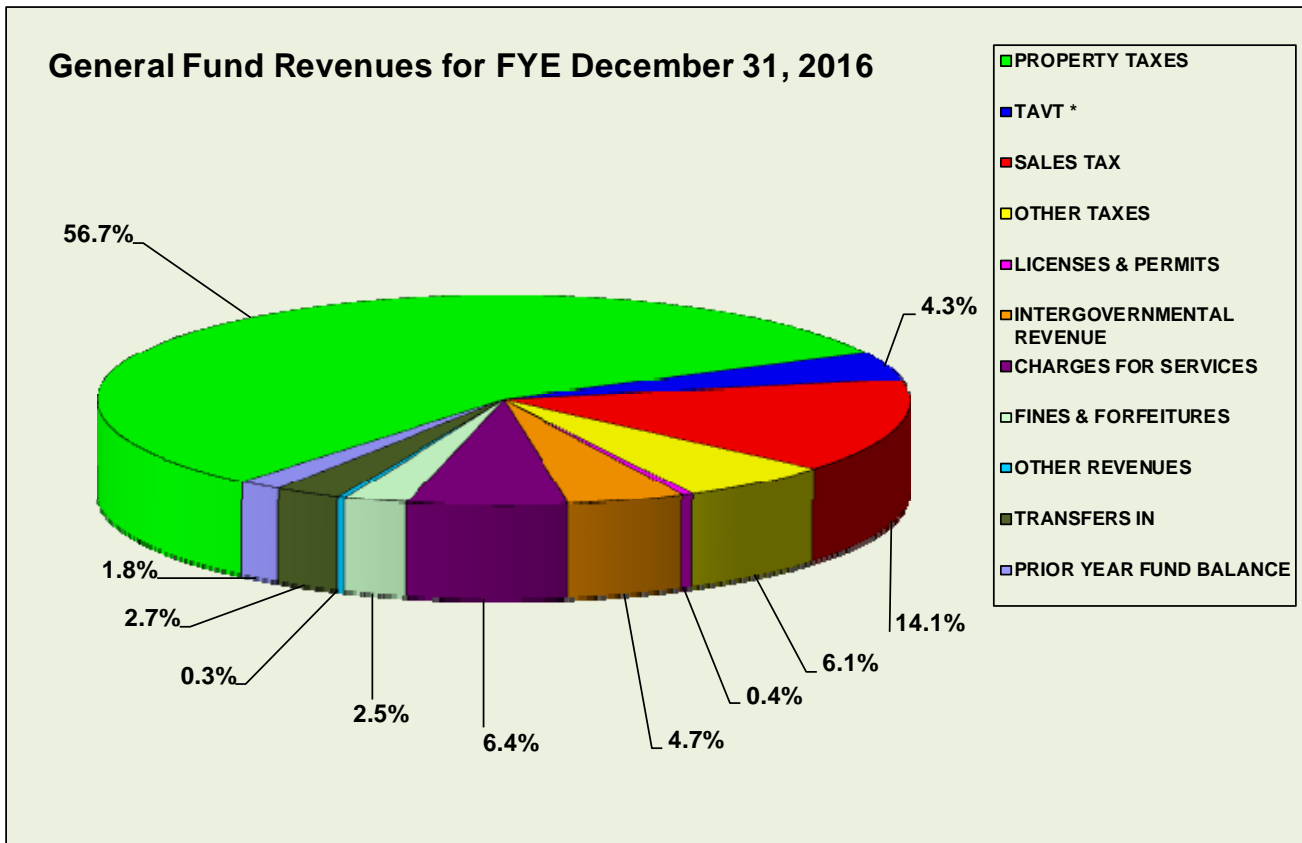
OBJECT OF EXPENDITURE	NUMBER	2015 BUDGET	2015 ESTIMATE	2016 REQUEST	DIFFERENCE 2016-2015	PERCENT CHANGE
Transfers Out - Transfer Station	5536.0999	\$ -	\$ 150,000	\$ 174,088	\$ 174,088	n/a
Transfers Out - Building Inspections	5131.0999	-	-	-	-	n/a
Transfers Out - Planning & Zoning	5132.0999	128,829	222,000	201,374	72,545	56.31%
Transfers Out - Engineering - Public Development	5427.0999	-	-	-	-	n/a
Transfers Out - E911	5259.0999	142,285	225,000	204,041	61,756	43.40%
Transfers Out - Keep Jackson Beautiful	5544.0999	62,910	64,000	62,910	0	0.00%
Transfers Out - Senior Center	5558.0999	277,053	297,307	356,905	79,852	28.82%
Transfers Out - EMS/Ambulance	5222.0999	1,060,521	1,002,010	1,239,335	178,814	16.86%
Transfers Out - Hurricane Shoals	5632.0999	73,825	75,600	38,696	(35,129)	-47.58%
Transfers Out - Recreation	5657.0999	684,180	660,000	885,780	201,600	29.47%
Transfers Out - Health Dept.	5527.0339	275,000	275,000	275,000	-	0.00%
Transfers Out - Airport	5152.0999	215,000	232,078	268,521	53,521	24.89%
Transfers Out - Water Authority	5580.0999	1,612,152	1,572,516	668,695	(943,457)	-58.52%
Transfers Out - Emergency Management Agency	5260.0999	-	66,451	-	-	n/a
Transfers Out - Health Insurance Fund	5150.0999	3,000,000	3,800,000	-	(3,000,000)	-100.00%
Transfers Out - Debt Service Reserve/JAIL DEBT	5110.0999	108,636	73,520	-	(108,636)	-100.00%
Total Transfers Out		\$ 7,640,391	\$ 8,715,482	\$ 4,375,344	\$ (3,265,047)	-42.73%

Component Unit	Enterprise Fund	Splost/Debt	Total
1,212,216	174,088	-	4,375,344
Health Insurance	Debt	Special Rev. Fund	
-	-	2,989,041	

*Health Insurance transfer of \$3.5 million was not included above because the cost was allocated to the departments in 2016. However, the activity will be recorded in the Health Insurance Internal Service Fund.

PROPOSED 2016 GENERAL FUND REVENUE AND SOURCES SUMMARY

	APPROVED 2015 BUDGET	REQUESTED 2016 BUDGET	PERCENT OF 2016 TOTAL	CHANGE FROM 2015 BUDGET	PERCENT CHANGE 2016-2015
REVENUE AND OTHER SOURCES					
PROPERTY TAXES	\$ 22,679,281	\$ 22,592,325	56.71%	\$ (86,956)	-0.38%
TAVT *	-	\$ 1,700,000	4.27%	\$ 1,700,000	n/a
SALES TAX	5,550,000	5,600,000	14.06%	50,000	0.90%
OTHER TAXES	2,315,000	2,438,000	6.12%	123,000	5.31%
LICENSES & PERMITS	146,900	176,300	0.44%	29,400	20.01%
INTERGOVERNMENTAL REVENUE	1,801,707	1,867,669	4.69%	65,962	3.66%
CHARGES FOR SERVICES	2,746,600	2,562,400	6.43%	(184,200)	-6.71%
FINES & FORFEITURES	1,022,500	1,004,500	2.52%	(18,000)	-1.76%
OTHER REVENUES	111,500	118,700	0.30%	7,200	6.46%
TOTAL REVENUES	36,373,488	38,059,894	95.54%	1,686,406	4.64%
OTHER FINANCING SOURCES					
TRANSFERS IN	126,667	1,077,126	2.70%	950,459	750.36%
PRIOR YEAR FUND BALANCE	766,865	699,825	1.76%	(67,040)	n/a
TOTAL REVENUES & OTHER SOURCES	\$ 37,267,020	\$ 39,836,845	100.0%	\$ 2,569,825	6.90%

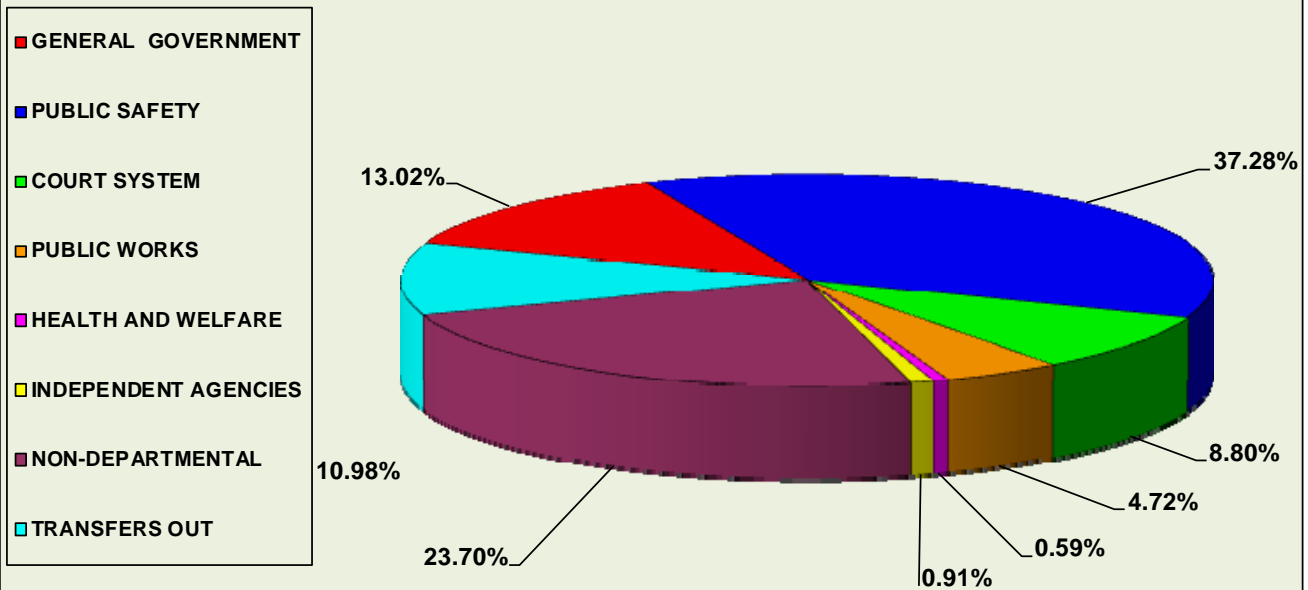


* TAVT was incorporated into the "Property Tax" category in prior years.

PROPOSED 2016 GENERAL FUND EXPENDITURES AND TRANSFERS SUMMARY

FUNCTION	APPROVED 2015 BUDGET	APPROVED 2016 BUDGET	PERCENT OF 2016 TOTAL	CHANGE FROM 2015 BUDGET	PERCENT CHANGE 2016-2015
GENERAL GOVERNMENT	\$ 4,419,514	\$ 5,185,618	13.02%	\$ 766,104	17.33%
PUBLIC SAFETY	12,306,140	14,850,370	37.28%	2,544,230	20.67%
COURT SYSTEM	3,043,646	3,506,185	8.80%	462,539	15.20%
PUBLIC WORKS	1,596,491	1,880,383	4.72%	283,892	17.78%
HEALTH AND WELFARE	133,183	236,453	0.59%	103,270	77.54%
INDEPENDENT AGENCIES	346,680	361,739	0.91%	15,059	4.34%
NON-DEPARTMENTAL	7,699,532	9,440,754	23.70%	1,741,222	22.61%
TOTAL EXPENDITURES	29,545,186	35,461,502	89.02%	5,916,316	20.02%
OTHER FINANCING USES					
TRANSFERS OUT	7,721,834	4,375,344	10.98%	(3,346,490)	-43.34%
TOTAL EXPENDITURES & OTHER USES	\$ 37,267,020	\$ 39,836,846	100%	\$ 2,569,826	6.90%

General Fund Expenditures by Function for FYE December, 31, 2016



Bonded Debt Payments Funded by General Fund**2016**

Airport Bonds	\$ 233,241
2011 COPS refunding	382,148
2013 COPS refunding	1,292,700
2004 IDA Bonds	974,675
2012 A Refunding	375,673
2007 A Bonds (Unrefunded Portion)	1,010,134
2015 A & B Bonds (partial refunding of 2007A)	266,342
2014 A Bonds (partial refunding of 2007A)	290,445
2014 B Bonds - (partial refunding of 2007A)	3,960
2009 B IDA Refunding	1,386,200
2009 A IDA Bonds	2,246,135
Commerce W&S GEFA	33,167
S2015 Water & Sewer Authority Debt - UOBWA refunded	668,695
	<u>\$ 9,163,515</u>

Other Bonded Debt Service Payments - Various Funds**2016**

2011 Refunding of 2007A - SPLOST 5 Sinking Fund	5,322,216
	<u>\$ 5,322,216</u>

Other Intergovernmental Debt directly Paid by County but not budgeted (pass-thru)

2007 B Bonds - Jefferson (Reimbursed by City but County carries liability)	\$ 644,483
---	------------

Total Bonded Debt Payments in FY 2016 (Principal & Interest) \$ 15,130,214**General Fund Bonded Debt shown above = 4.314 mills of property tax**

JACKSON COUNTY, GEORGIA
SUMMARY OF BUDGETS BY FUND TYPE
FOR THE YEAR ENDING DECEMBER 31, 2016

	TOTAL GENERAL FUND	TOTAL SPECIAL REVENUE FUNDS	TOTAL SPLOST(s) PROJECTS FUND	TOTAL CAPITAL PROJECTS FUND	TOTAL ENTERPRISE FUNDS	TOTAL HEALTH INSURANCE FUND	TOTAL ALL FUNDS
REVENUES:							
PROPERTY TAXES	\$ 22,592,325	\$ 2,540,446	\$ -	\$ -	\$ -		\$ 25,132,771
TAVT	1,700,000						1,700,000
SALES TAX	5,600,000	-	7,920,000	-	-		13,520,000
OTHER TAXES	2,438,000	-	-	-	-		2,438,000
LICENSES & PERMITS	176,300	457,616	-	-	-		633,916
INTERGOVERNMENTAL REVENUE	1,867,669	275,900	-	-	-		2,143,569
CHARGES FOR SERVICES	2,562,400	4,546,382	-	-	1,300,000		8,408,782
FINES & FORFEITURES	1,004,500	164,000	-	-	-		1,168,500
OTHER REVENUES	118,700	-	-	-	15,000	775,000	133,700
TOTAL REVENUES	\$ 38,059,894	\$ 7,984,343	\$ 7,920,000	\$ -	\$ 1,315,000	\$ 775,000	\$ 56,054,237
OTHER FINANCING SOURCES							
OPERATING TRANSFERS IN	\$ 1,077,126	\$ 2,997,921	\$ -	\$ -	\$ 174,088	\$ 3,500,000	\$ 7,749,135
TRANSFERS IN FROM COMPONENT UNITS	-	-	-	-	-		-
SALE OF CAPITAL ASSETS	-	-	-	-	-		-
PROCEEDS FROM CAPITAL LEASES	-	-	-	-	-		-
PRIOR YEAR FUND BALANCE	699,825	186,578	5,322,216	1,000,000	-		7,208,619
TOTAL REVENUES & OTHER SOURCES	\$ 39,836,845	\$ 11,168,842	\$ 13,242,216	\$ 1,000,000	\$ 1,489,088	\$ 4,275,000	\$ 71,011,991

JACKSON COUNTY, GEORGIA
SUMMARY OF BUDGETS BY FUND TYPE
FOR THE YEAR ENDING DECEMBER 31, 2016

	TOTAL GENERAL FUND	TOTAL SPECIAL REVENUE FUNDS	TOTAL SPLOST(s) PROJECTS FUND	TOTAL CAPITAL PROJECTS FUND	TOTAL ENTERPRISE FUNDS	TOTAL HEALTH INSURANCE FUND	TOTAL ALL FUNDS
EXPENDITURES:							
TOTAL GENERAL GOVERNMENT	\$ 5,176,761	\$ 581,863	\$ -	\$ -	\$ -	\$ -	\$ 5,758,624
TOTAL PUBLIC SAFETY	\$ 14,233,952	\$ 7,759,944	\$ 200,000	\$ -	\$ -	\$ -	\$ 22,193,896
TOTAL COURT SYSTEM	\$ 3,506,185	\$ 185,382	\$ -	\$ -	\$ -	\$ -	\$ 3,519,185
TOTAL PUBLIC WORKS	\$ 1,797,493	\$ -	\$ 1,133,333	\$ -	\$ -	\$ -	\$ 2,930,826
TOTAL HEALTH & WELFARE	\$ 236,453	\$ 636,595	\$ -	\$ -	\$ 1,489,088	\$ -	\$ 2,362,136
TOTAL PARKS & RECREATION	\$ -	\$ 1,390,476	\$ 333,333	\$ -	\$ -	\$ -	\$ 1,723,809
SUBTOTAL EXPENDITURES	\$ 24,950,844	\$ 10,554,260	\$ 1,666,666	\$ -	\$ 1,489,088	\$ -	\$ 38,488,476
INDEPENDENT AGENCIES/MUNICIPALITIES	\$ 361,739	\$ -	\$ 2,295,391	\$ -	\$ -		\$ 2,657,130.00
NON-DEPARTMENTAL	\$ 1,343,951	\$ -	\$ -	\$ -	\$ -	\$ 4,275,000	\$ 5,618,950.85
DEBT SERVICE	\$ 8,804,966	\$ 537,456	\$ 9,280,159		\$ -		\$ 18,622,581
TOTAL EXPENDITURES	\$ 35,461,501	\$ 11,091,716	\$ 13,242,216	\$ -	\$ 1,489,088	\$ 4,275,000	\$ 65,387,138
OTHER FINANCING USES:							
OPERATING TRANSFERS OUT ¹	\$ 4,375,344	\$ 77,126	\$ -	\$ 1,000,000	\$ -	\$ -	\$ 5,452,471
TOTAL EXPENDITURES & OTHER FINANCING USES	\$ 39,836,845	\$ 11,168,842	\$ 13,242,216	\$ 1,000,000	\$ 1,489,088	\$ 4,275,000	\$ 71,011,990

JACKSON COUNTY, GEORGIA
SUMMARY OF BUDGETS BY FUND TYPE
FOR THE YEAR ENDING DECEMBER 31, 2016

	TOTAL GENERAL FUND	TOTAL SPECIAL REVENUE FUNDS	TOTAL SPLOST(s) PROJECTS FUND	TOTAL CAPITAL PROJECTS FUND	TOTAL ENTERPRISE FUNDS	TOTAL HEALTH INSURANCE FUND	TOTAL ALL FUNDS
FUND BALANCE:							
EXPECTED TOTAL FUND BALANCE/NET ASSETS							
BEGINNING OF YEAR	\$ 6,391,298	\$ 3,276,302	\$ 11,995,170	\$ 6,889,892	\$ -	\$ -	\$ 28,552,662
ASSIGNED, UNASSIGNED FUND BALANCE	\$ 5,358,384						
Use of Fund Balance in FY16 Budget:	\$ (699,825)	\$ (186,578)	\$ (5,322,216)	\$ (1,000,000)	\$ -	\$ -	\$ (7,208,619)
EXPECTED FUND BALANCE/NET ASSETS							
END OF YEAR - TOTAL	\$ 5,691,473	\$ 3,089,724	\$ 6,672,954	\$ 5,889,892	\$ -	\$ -	\$ 21,344,043
EXPECTED FUND BALANCE/NET ASSETS							
END OF YEAR - ASSIGNED, UNASSIGNED	\$ 4,658,559						

The difference between operating transfers-in and operating transfers-out are the transfers to component units.
Health Department: \$275,000, Airport, \$268,521, Water Authority, \$688,695 - TOTAL \$1,232,216

Capital Projects: All equipment is budgeted within respective departments and associated debt paid from those departments from capital leases.
Only fund balance pertaining to economic development fund bond proceeds are shown.

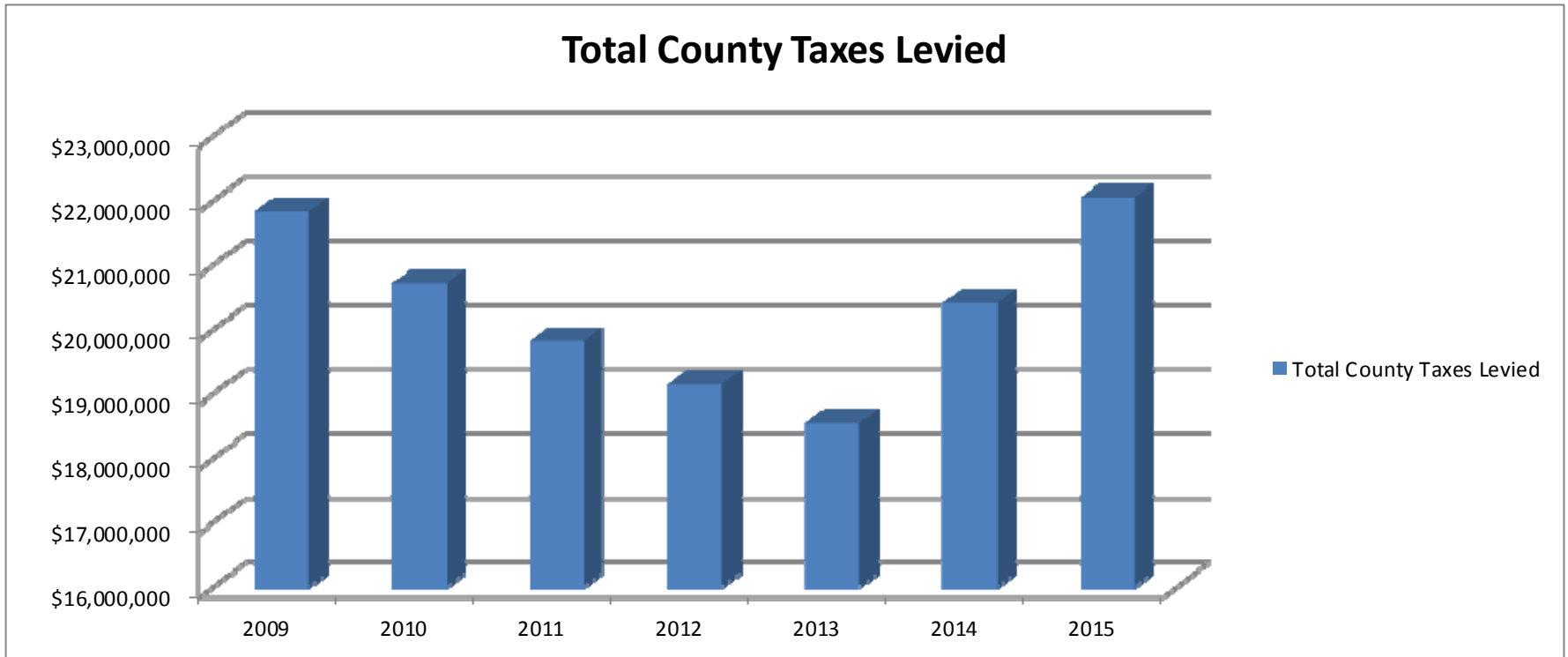
Debt Service Fund eliminated: All debt payments have been placed back into the respective departments so as to not overstate the budget through multiple transfers in/out

SPLOST Project Fund(s) shows the budgeted activity of Prior Years' fund balance being appropriated for debt service in 2016 from SPLOST 5 funds that have accumulated in the sinking fund for the Jail Debt Service payment.

The Enterprise Fund consists of the Solid Waste Department, which operates the Transfer Station and maintains post-closure of the old landfill.

The Health Insurance Fund Budget is an internal service fund and is listed for informational purposes only. Each department is charged a cost of health insurance within either the General Fund or Special Revenue Funds. The activity is captured in the Health Insurance fund. Therefore to not overstate total budget for all funds, the Health Insurance Fund transfers in of \$3.5 million should be subtracted from the grand total.

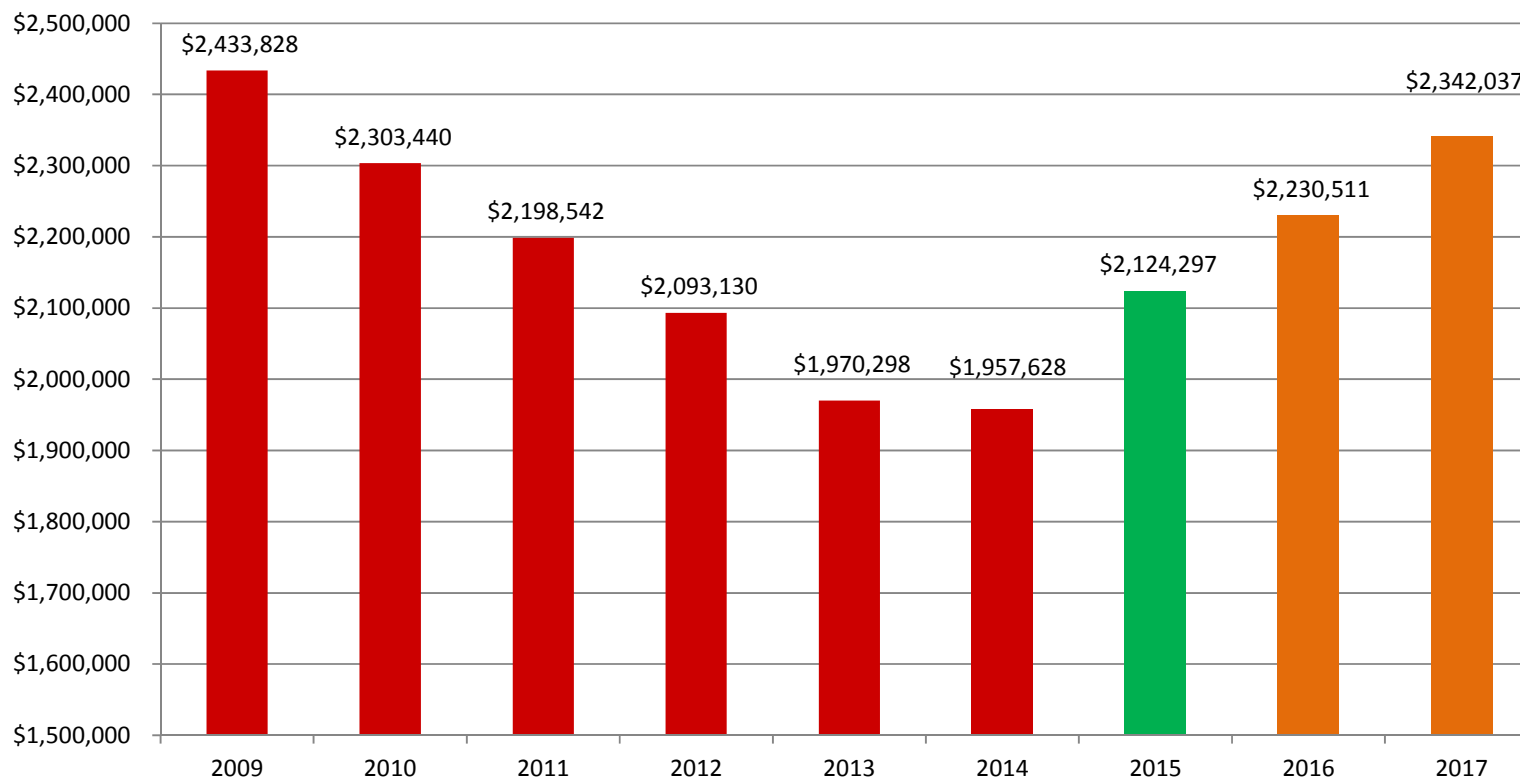
	2009	2010	2011	2012	2013	2014	2015
Total County Taxes Levied	\$ 21,816,511	\$ 20,709,465	\$ 19,806,944	\$ 19,133,068	\$ 18,531,487	\$ 20,392,139	\$ 22,035,135



- 2015 Property Taxes will bring in \$218,624 more than in 2009 (based on 100% collections)

Net Digest Property Values

Values X 1,000



Notes: 2016 and 2017 projected digests are based on a 5% growth model for each year.

2009 to 2014 digests saw a 20% decline.

2015 digest saw an 8.51% increase (shown above) but with roll back that increase adjusts to 8.06% due to real growth.